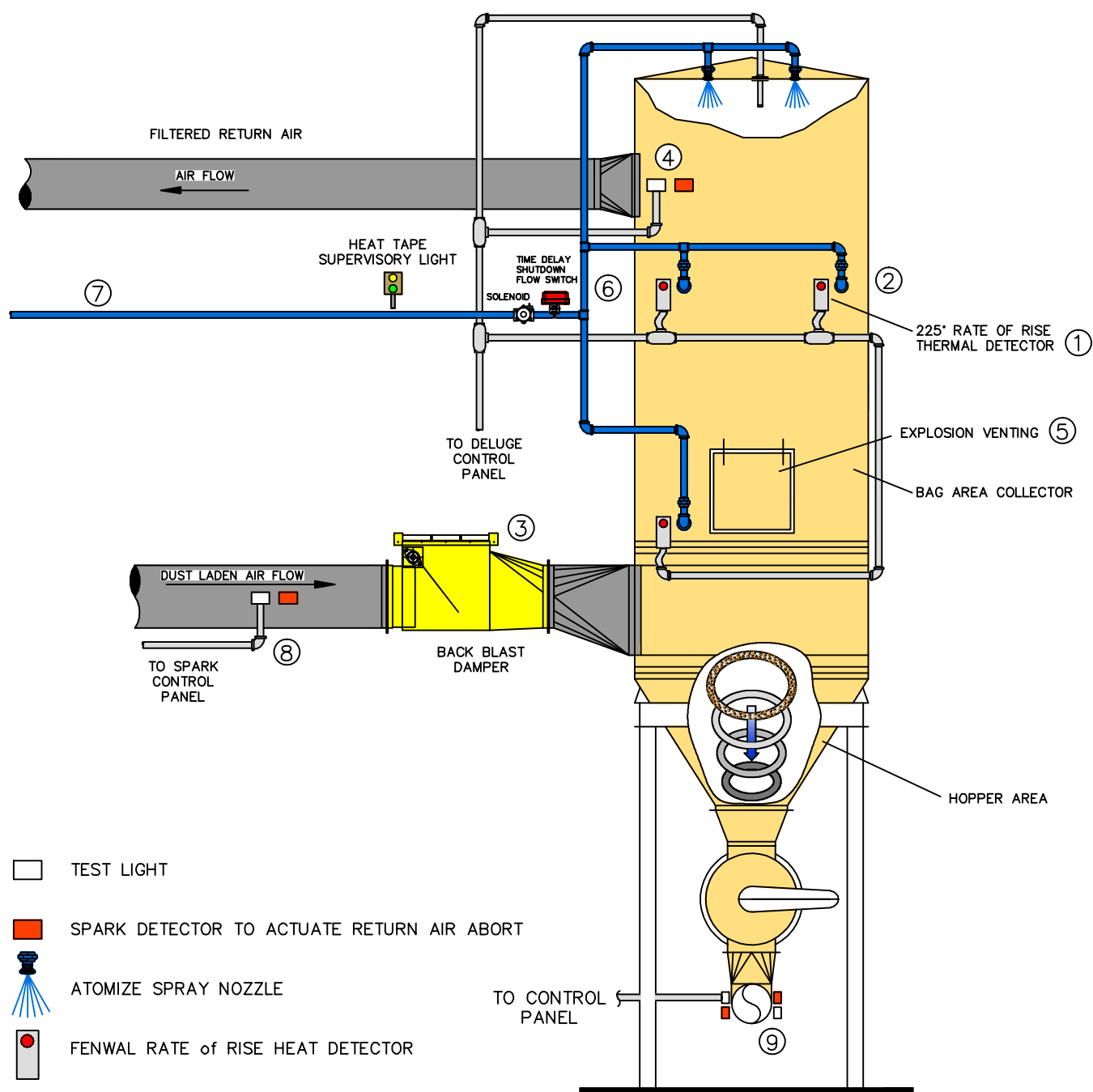






ATOMIZE SPRAY NOZZLE / FENWAL RATE of RISE HEAT DETECTOR LOCATION

- (2) BAG AREA
- (1) ABOVE HOPPER
- (2) TOP OF CLEAN CHAMBER



-  TEST LIGHT
-  SPARK DETECTOR TO ACTUATE RETURN AIR ABORT
-  ATOMIZE SPRAY NOZZLE
-  FENWAL RATE of RISE HEAT DETECTOR

1. **THERMAL Rate of Rise Detectors**

Located in three areas of the baghouse collector. 1) Clean air chamber just before air exits the filter. 2) In the bag chamber. 3) Between the hopper and bottom of filter bags. All with detector guards.

2. **ATOMIZE Spray Nozzles**

Located in the same area as above detectors.

3. **BACK Blast Damper**

The damper prevents the pressure and fire of an explosion from traveling back down the duct into the plant and provides a pressure release panel (explosion vent) which operates at approximately 1.5–2 PSI.

4. **SPARK Detectors / Test Lights**

Detectors monitor the interior of the ductwork. They have a 90° cone of vision allowing two sensors to cover up to a 79" duct. Test lights are recommended to give through the lens testing and verification of operation, both are easily removed for cleaning.

5. **EXPLOSION Venting**

This is required on the filter and must follow NFPA 68 guidelines for proper sizing. These can be provided for ductwork, filters, storage bins, baghouses, cyclones, etc.

6. **DELUGE Suppression Assembly**

This assembly injects an atomized water spray into the duct when receiving the signal from the control panel with complete annunciation provided by a pressure switch. A service valve along with a wye strainer and flush valve completes the assembly.

7. **HEAT Tape and Insulation Blankets**

In all locations where temperatures fall below 35°F suppression piping and spray assembly is required to be protected from freezing, self-regulating heat tape must be designed along with insulation to provide protection. Insulation blankets are provided so the suppression assembly can be serviced easily.

8. **SECONDARY Spark Detection**

This detection is sometimes required to verify suppression, release other types of suppression (water deluge, CO₂, etc.), release HiSpeed Abort Gates or provide process shutdown.

9. **RELAY Line**

Relay line carrying material to storage bins or truck loading system must be protected to ensure fire from the collector is not transported to silo's, storage bins, truck dumps etc.